

GTPEDIA

GTPLANET'S GUIDE TO THE WORLD OF GRAN TURISMO®

- ✓ Over 375 pages of facts, figures, and statistics of every GT game ever published.
- ✓ Every AI opponent you'll meet in every race, in every game.
- ✓ Full details on all 1,484 cars which have appeared in Gran Turismo.
- ✓ Fascinating trivia, Easter eggs, and undocumented facts will entertain even the most experienced fans of the series.
- ✓ Free, downloadable online updates keep GTPEDIA up-to-date with DLC and new game content and features.

Download the complete book now!

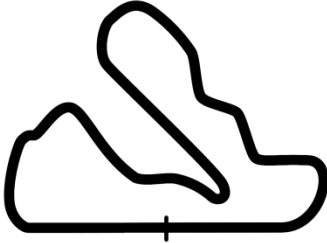


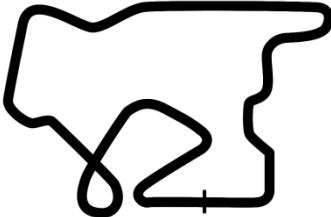
<http://www.gtplanet.net/gtpedia/>



gtplanet

Track Directory

The following is a comprehensive list of all tracks which have appeared in the Gran Turismo series. Track layouts, lengths, and options such as weather often differ slightly between games and are noted below.

LAYOUT	DATA
	Apricot Hill Asphalt, 2.40 mi / 3.86 km Reverse: Yes <i>GT2, GT3, GT4, GT PSP</i>
	Autodromo Nazionale Monza Asphalt, 3.60 mi / 5.79 km Reverse: No <i>GT5*</i> * Weather change available.
	Autodromo Nazionale Monza (Unchicaned) Asphalt, 3.58mi / 5.76 km Reverse: No <i>GT5</i>
	Autumn Ring Asphalt, 1.83 mi / 2.95 km Reverse: Yes <i>GT, GT2, GT Concept, GT4, GT PSP, GT5</i>



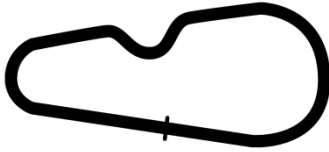
Autumn Ring Mini

Asphalt, 0.78 mi / 1.26 km

Reverse: Yes

*GT**, *GT2*, *GT4*, *GT PSP*, *GT5*

* Length not provided.

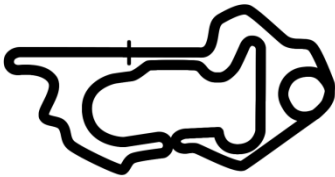


Beginner Course (Driving Park)

Asphalt, 0.48 mi / 0.77 km

Reverse: Yes

GT4, *GT PSP*

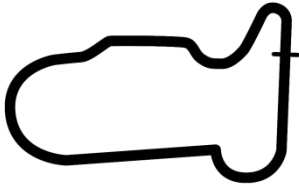


Cape Ring

Asphalt, 4.39 mi / 7.06 km

Reverse: No

GT5



Cape Ring Inside

Asphalt, 1.54 mi / 2.48 km

Reverse: No

GT5

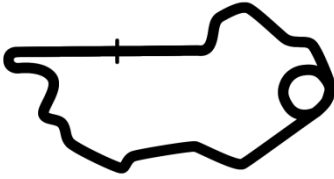


Cape Ring North

Asphalt, 2.39 mi / 3.85 km

Reverse: No

GT5

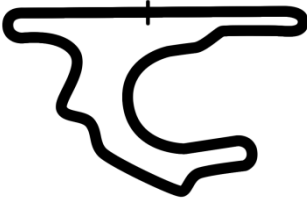


Cape Ring Periphery

Asphalt, 2.86 mi / 4.60 km

Reverse: No

GT5



Cape Ring South

Asphalt, 2.01 mi / 3.23 km

Reverse: No

GT5




Cathedral Rocks Trial I

Dirt, 2.19 mi / 3.52 km

Reverse: Yes

GT4, GT PSP

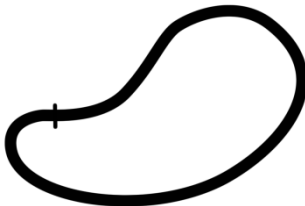


Cathedral Rocks Trail II

Dirt, 1.20 mi / 1.93 km

Reverse: Yes

GT4, GT PSP




Cathedral Rocks Trail III

Dirt, 0.50 mi / 0.80 km

Reverse: Yes

GT PSP




Chamonix

Snow, 2.00 mi / 3.22 km

Reverse: Yes

GT4, GT PSP



Chamonix East

Snow, 2.00 mi / 3.22 km

Reverse: No

*GT5**

* Weather change available.



Chamonix Main

Snow, 5.13 mi / 8.25 km

Reverse: No

*GT5**

* Weather change available.



Chamonix Mini

Snow, 0.99 mi / 1.59 km

Reverse: No

*GT5**

* Weather change available.



Chamonix West

Snow, 3.34 mi / 5.37 km

Reverse: No

*GT5**

* Weather change available.

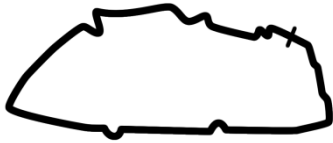


Circuit Ricardo Tormo

Asphalt, 2.49 mi / 4.01 km

Reverse: No

GT PSP



Circuit de la Sarthe 2005 (I)

Asphalt, 8.48 mi / 13.65 km

Reverse: No

GT4, GT PSP, GT5*

* Listed as Circuit de la Sarthe I.



Circuit de la Sarthe 2005 (Unchicaned) (II)

Asphalt, 8.44 mi / 13.59 km

Reverse: No

GT4, GT PSP, GT5*

* Listed as Circuit de la Sarthe II.



Circuit de la Sarthe 2009

Asphalt, 8.47 mi / 13.64 km

Reverse: No

*GT5**

* Weather, time change available.

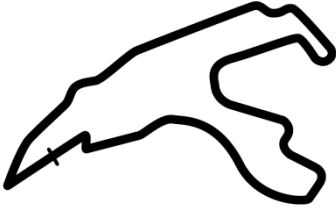


Circuit de la Sarthe 2009 (Unchicaned)

Asphalt, 8.43 mi / 13.56 km

Reverse: No

GT5




Circuit de Spa-Francorchamps

Asphalt, 4.35 mi / 7.00 km

Reverse: No

*GT5**

* DLC. Weather change available.




Circuito de Madrid

Asphalt, 2.11 mi / 3.30 km

Reverse: Yes

GT5

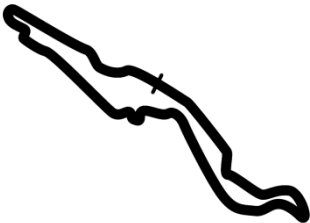


Circuito de Madrid Mini

Asphalt, 1.32 mi / 2.12 km

Reverse: Yes

GT5



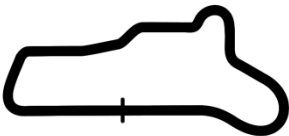
Citta di Aria

Asphalt, 2.11 mi / 3.40 km

Reverse: Yes

*GT4 Prologue**, *GT4*, *GT PSP*

* No reverse version.

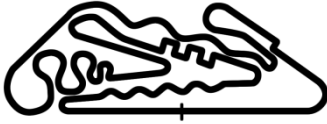


Clubman Stage Route 5

Asphalt, 1.53 mi / 2.47 km

Reverse: Yes

GT, *GT2*, *GT4*, *GT5*




Complex String

Asphalt, 6.98 mi / 11.23 km

Reverse: Yes

GT3




Costa di Amalfi

Asphalt, 2.50 mi / 4.02 km

Reverse: Yes

GT4, GT PSP



Côte d'Azur

Asphalt, 2.09 mi / 3.36 km

Reverse: No

GT3, GT4, GT PSP, GT5

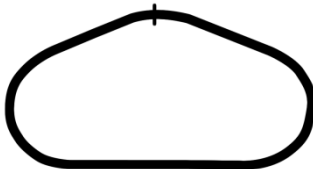


Daytona – Road Course

Asphalt, 3.56 mi / 5.73 km

Reverse: No

GT5 Prologue, GT5

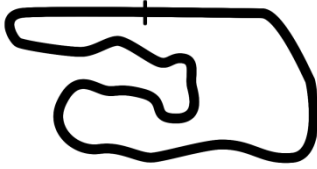


Daytona – Super Speedway

Asphalt, 2.50 mi / 4.02 km

Reverse: No

GT5 Prologue, GT5



Deep Forest

Asphalt, 2.22 mi / 3.58 km

Reverse: Yes

GT, GT2, GT3, GT4, GT PSP, GT5

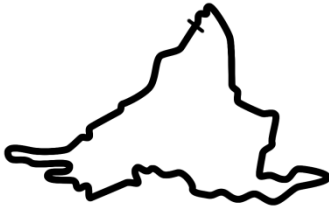


Eiger Nordwand G-Trail

Dirt, 2.25 mi / 3.62 km

Reverse: Yes

GT5




Eiger Nordwand K-Trail

Dirt, 4.45 mi / 7.16 km

Reverse: Yes

GT5




Eiger Nordwand Short

Asphalt, 1.51 mi / 2.44 km

Reverse: Yes

*GT HD Concept, GT5 Prologue, GT5**

* Weather version available, not reversed.

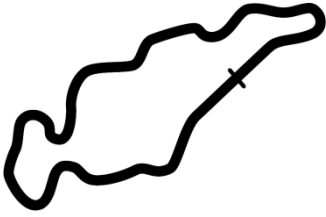


Eiger Nordwand W-Trail

Dirt, 0.98 mi / 1.58 km

Reverse: Yes

GT5



El Capitan

Asphalt, 2.97 mi / 4.79 km

Reverse: Yes

GT4, GT PSP



Fuji Speedway 80s

Asphalt, 2.68 mi / 4.32 km

Reverse: No

GT4



Fuji Speedway 90s

Asphalt, 2.73 mi / 4.40 km

Reverse: No

GT4 Prologue, GT4, GT PSP



Fuji Speedway 2005

Asphalt, 2.84 mi / 4.56 km

Reverse: No

GT4, GT5 Prologue, GT PSP, GT5

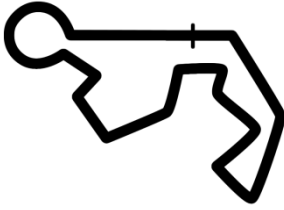


Fuji Speedway 2005 GT

Asphalt, 2.81 mi / 4.53 km

Reverse: No

GT4, GT5 Prologue, GT5

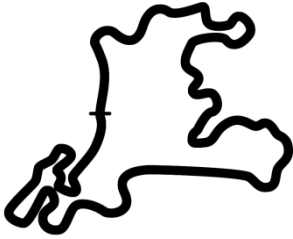


George V Paris

Asphalt, 1.55 mi / 2.49 km

Reverse: Yes

GT4



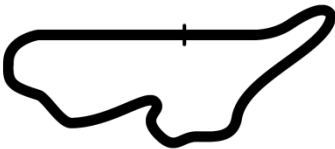
Grand Canyon

Asphalt, 2.20 mi / 3.54 km

Reverse: Yes

*GT4 Prologue**, *GT4*, *GT PSP*

* No reverse version.

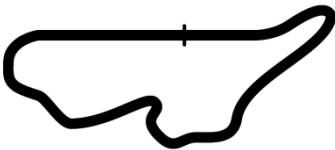


Grand Valley East (Original)

Asphalt, 1.88 mi / 3.02 km

Reverse: Yes

GT, *GT2*

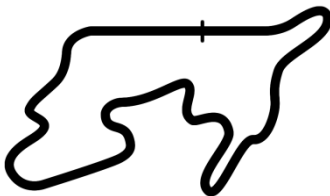


Grand Valley East (GT4)

Asphalt, 1.86 mi / 3.00 km

Reverse: Yes

GT4, *GT PSP*, *GT5*




Grand Valley Speedway

Asphalt, 3.08 mi / 4.96 km

Reverse: Yes

GT, *GT2*, *GT3**, *GT4*, *GT PSP*, *GT5*

* Incorrect length displayed.

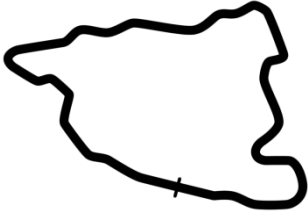


Green Forest

Dirt, 2.30 mi / 3.70 km

Reverse: No

GT2

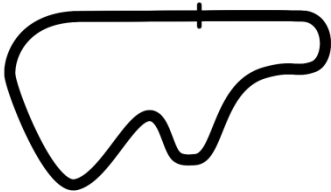


Grindelwald

Asphalt, 2.15 mi / 3.46 km

Reverse: Yes

GT2

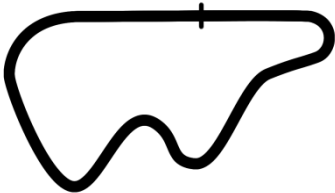


High Speed Ring

Asphalt, 1.93 mi / 3.10 km

Reverse: Yes

GT1, GT2




High Speed Ring (GT4)

Asphalt, 2.49 mi / 4.00 km

Reverse: Yes

*GT4, GT5 Prologue, GT PSP, GT5**

* Asphalt wet/weather available, not reverse.



Hong Kong

Asphalt, 1.81 mi / 1.91 km

Reverse: Yes

GT4

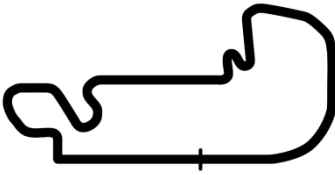


Ice Arena

Snow, 0.64 mi / 1.04 km

Reverse: Yes

GT4, GT PSP



Indianapolis – Road Course

Asphalt, 2.61 mi / 4.20 km

Reverse: No

GT5



Indianapolis – Super Speedway

Asphalt, 2.50 mi / 4.02 km

Reverse: No

GT5



Infineon Raceway: Sports Car

Asphalt, 2.52 mi / 4.06 km

Reverse: No

GT4, GT PSP

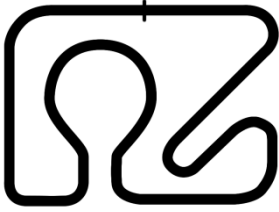


Infineon Raceway: Stock Car

Asphalt, 2.00 mi / 3.22 km

Reverse: No

GT4



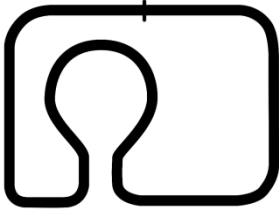
Kart Space I

Asphalt, 0.48 mi / 0.77 km

Reverse: Yes

*GT5**

* DLC



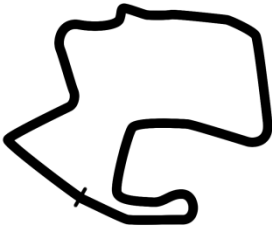
Kart Space II

Asphalt, 0.41 mi / 0.66 km

Reverse: Yes

*GT5**

* DLC




Laguna Seca

Asphalt, 2.24 mi / 3.60 km

Reverse: No

GT2, GT3, GT4, GT PSP, GT5*

* Incorrect length displayed.

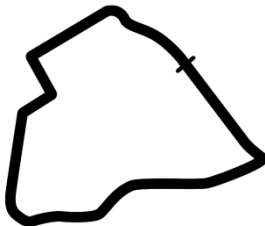


Las Vegas Drag Strip

Asphalt, 0.25 mi / 0.40 km

Reverse: No

GT4




London

Asphalt, 1.19 mi / 1.92 km

Reverse: Yes

GT5 Prologue, GT5



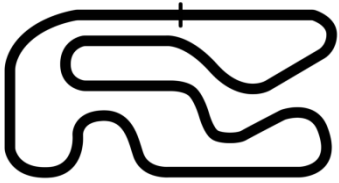
Midfield

Asphalt, 2.21 mi / 3.55 km

Reverse: Yes

GT2, GT3, GT Concept, GT4, GT PSP*

* Incorrect length displayed.




Motor Sports Land

Asphalt, 0.55 mi / 0.89 km

Reverse: No

GT2

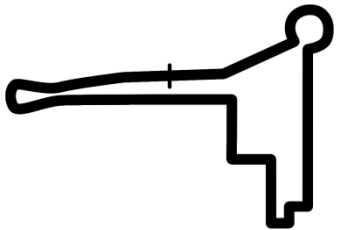


Motorland (Driving Park)

Asphalt, 0.83 mi / 1.34 km

Reverse: Yes

GT4, GT PSP



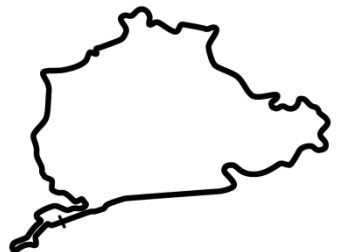
New York

Asphalt, 2.59 mi / 4.17 km

Reverse: Yes

GT4 Prologue, GT4, GT PSP*

* No reverse version.



Nürburgring 24h

Asphalt, 15.76 mi / 25.36 km

Reverse: No

GT5

* Weather, time change available.



Nürburgring GP/D

Asphalt, 2.26 mi / 3.64 km

Reverse: No

GT5



Nürburgring GP/F

Asphalt, 3.20 mi / 5.15 km

Reverse: No

GT5



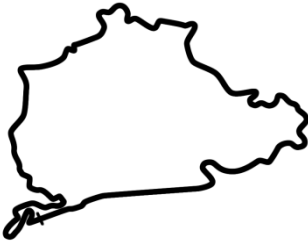
Nürburgring Nordschleife

Asphalt, 12.95 mi / 20.84 km

Reverse: No

*GT4, GT PSP, GT5**

* Weather, time change available.



Nürburgring Type V

Asphalt, 15.18 mi / 24.12 km

Reverse: No

GT5

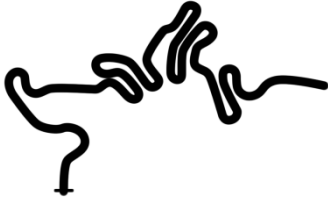


Opera Paris

Asphalt, 1.79 mi / 2.88 km

Reverse: Yes

GT4, GT PSP




Pike's Peak

Dirt, 2.60 mi / 4.18 km

Reverse: Yes

GT2

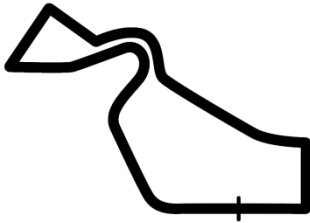


Red Rock Valley

Asphalt, 2.55 mi / 4.10 km

Reverse: Yes

GT2

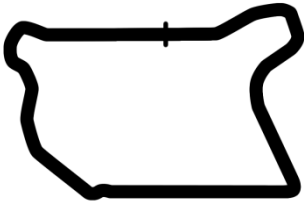


Rome

Asphalt, 2.49 mi / 4.00 km

Reverse: Yes

GT2, GT3



Rome (GT5)

Asphalt, 2.16 mi / 3.48 km

Reverse: Yes

GT5

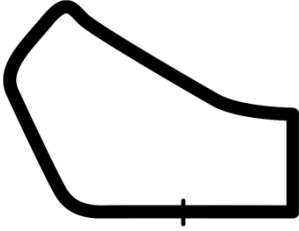


Rome Night

Asphalt, 2.65 mi / 4.27 km

Reverse: Yes

GT2

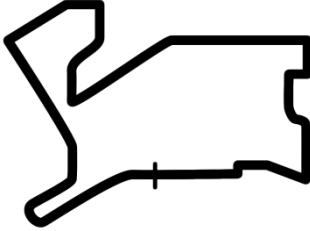


Rome Short

Asphalt, 1.52 mi / 2.44 km

Reverse: Yes

GT2

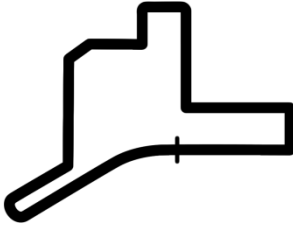


Seattle

Asphalt, 2.35 mi / 3.78 km

Reverse: Yes

GT2, GT3, GT4, GT PSP

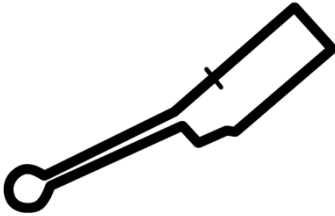


Seattle Short

Asphalt, 1.35 mi / 2.18 km

Reverse: Yes

GT2

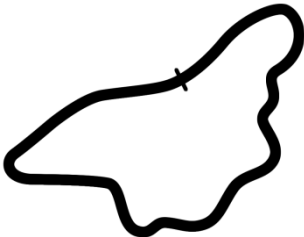


Seoul Central

Asphalt, 1.69 mi / 2.72 km

Reverse: Yes

GT4, GT PSP

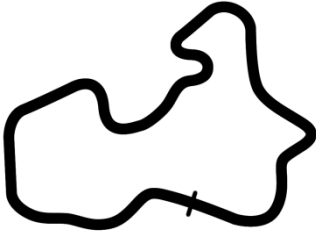


Smokey Mountain North

Dirt, 2.22 mi / 3.58 km

Reverse: Yes

GT2, GT3



Smokey Mountain South

Dirt, 2.21 mi / 3.26 km

Reverse: No

GT2



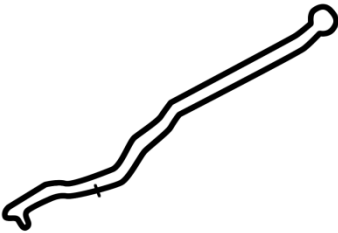
Special Stage Route 5

Asphalt, 2.35 mi / 3.78 km

Reverse: Yes

GT, GT2, GT3, GT4, GT5*

* Asphalt (wet) version available.

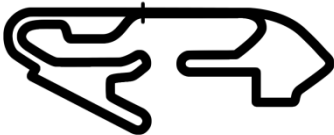


Special Stage Route 7

Asphalt, 14.47 mi / 23.28 km

Reverse: No

GT5



Special Stage Route 11

Asphalt, 3.04 mi / 4.89 km

Reverse: Yes

GT

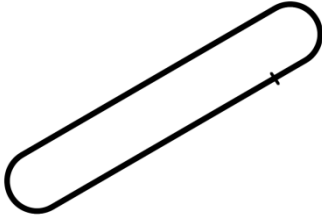


Special Stage Route 11 (GT3)

Asphalt, 2.83 mi / 4.56 km

Reverse: Yes

GT3



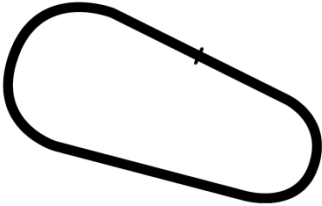
Special Stage Route X

Asphalt, 18.82 mi / 30.28 km

Reverse: No

*GT5**

* DLC. Time change available.

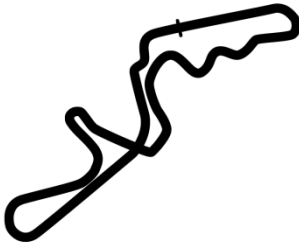


Super Speedway

Asphalt, 1.50 mi / 2.41 km

Reverse: No

GT2, GT3



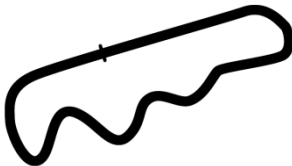
Suzuka

Asphalt, 3.61 mi / 5.81 km

Reverse: No

*GT4, GT5 Prologue, GT PSP, GT5**

* Weather version available.




Suzuka East

Asphalt, 1.39 mi / 2.24 km

Reverse: No

GT4, GT5 Prologue, GT PSP, GT5

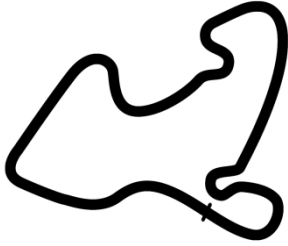


Suzuka West

Asphalt, 2.16 mi / 3.47 km

Reverse: No

GT4, GT PSP

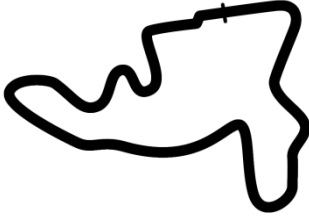


Swiss Alps

Dirt, 2.04 mi / 3.29 km

Reverse: Yes

GT3, GT Concept, GT4, GT PSP

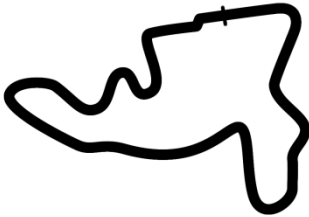


Tahiti Circuit

Dirt, 2.31 mi / 3.72 km

Reverse: Yes

GT3

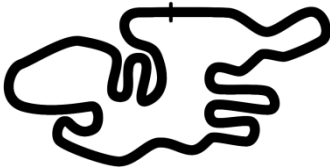


Tahiti Dirt Route 3

Dirt, 2.29 mi / 3.68 km

Reverse: Yes

GT2



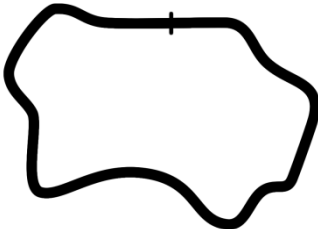
Tahiti Maze

Dirt, 2.24 mi / 3.60 km

Reverse: No

GT2, GT3, GT Concept, GT4, GT PSP*

* Incorrect length displayed.

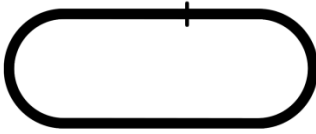


Tahiti Road

Asphalt, 2.08 mi / 3.35 km

Reverse: Yes

GT2



Test Course (Driving Park)

Asphalt, 3.26 mi / 5.24 km

Reverse: No

*GT**, *GT2*

* Length not provided.



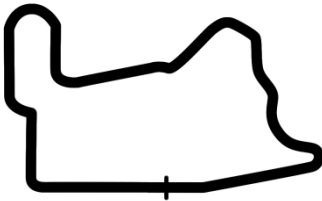
Test Course (GT3)

Asphalt, 6.43 mi / 10.34 km

Reverse: No

GT3, *GT4**, *GT PSP**

* Named "Driving Park (Test Course)".




Tokyo Route R246

Asphalt, 3.18 mi / 5.12 km

Reverse: Yes

GT3, *GT Concept*, *GT4*, *GT5*

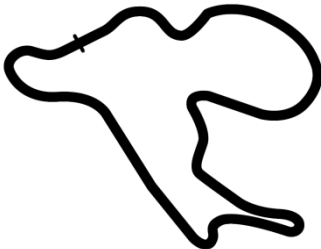


Top Gear Test Track

Asphalt, 1.75 mi / 2.82 km

Reverse: No

GT5



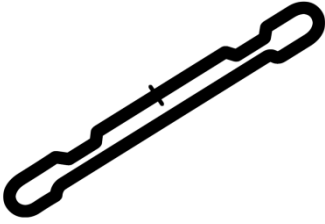
Toscana

Dirt, 2.12 mi / 3.41 km

Reverse: No

*GT5**

* Time change available.

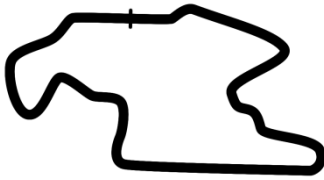


Toyota pod Race

Asphalt, (not provided)

Reverse: No

GT Concept



Trial Mountain

Asphalt, 2.47 mi / 3.98 km

Reverse: Yes

GT, GT2, GT3, GT4, GT5*

* Incorrect length provided.



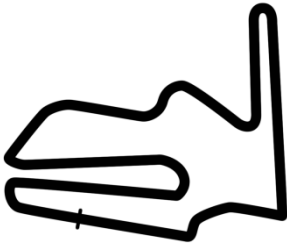
Tsukuba

Asphalt, 1.27 mi / 2.04 km

Reverse: No

GT4 Prologue, GT4, GT PSP, GT5*

* Asphalt (wet) version available.



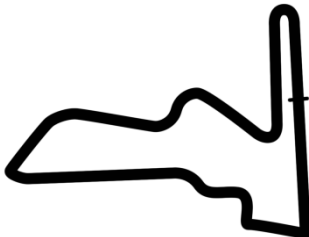
Twin Ring Motegi

Asphalt, 2.98 mi / 4.80 km

Reverse: No

*GT4, GT PSP, GT5**

* DLC



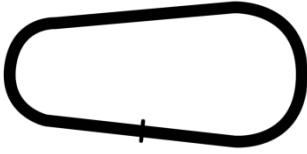
Twin Ring Motegi East

Asphalt, 2.19 mi / 3.52 km

Reverse: No

*GT4, GT PSP, GT5**

* DLC, 10 meters longer



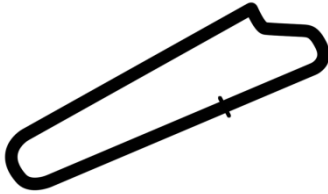
Twin Ring Motegi Superspeedway

Asphalt, 1.50 mi / 2.41 km

Reverse: No

*GT4, GT PSP, GT5**

* DLC



Twin Ring Motegi West

Asphalt, 0.93 mi / 1.49 km

Reverse: No

*GT4, GT PSP, GT5**

* DLC